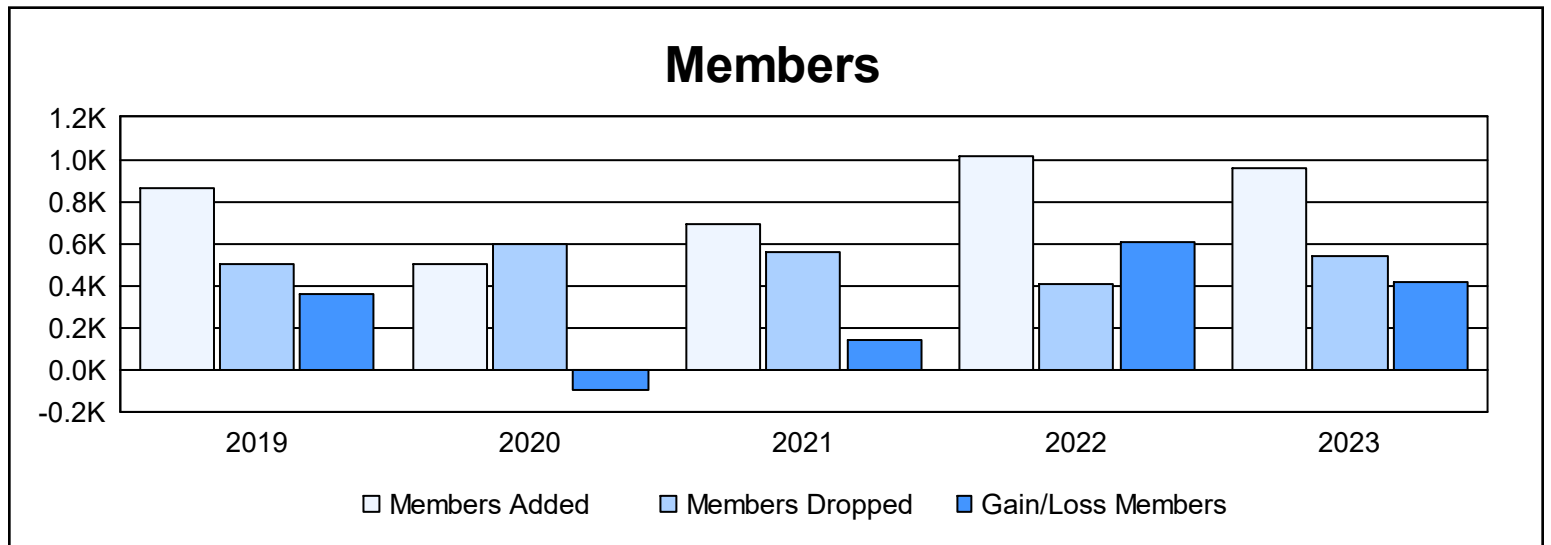
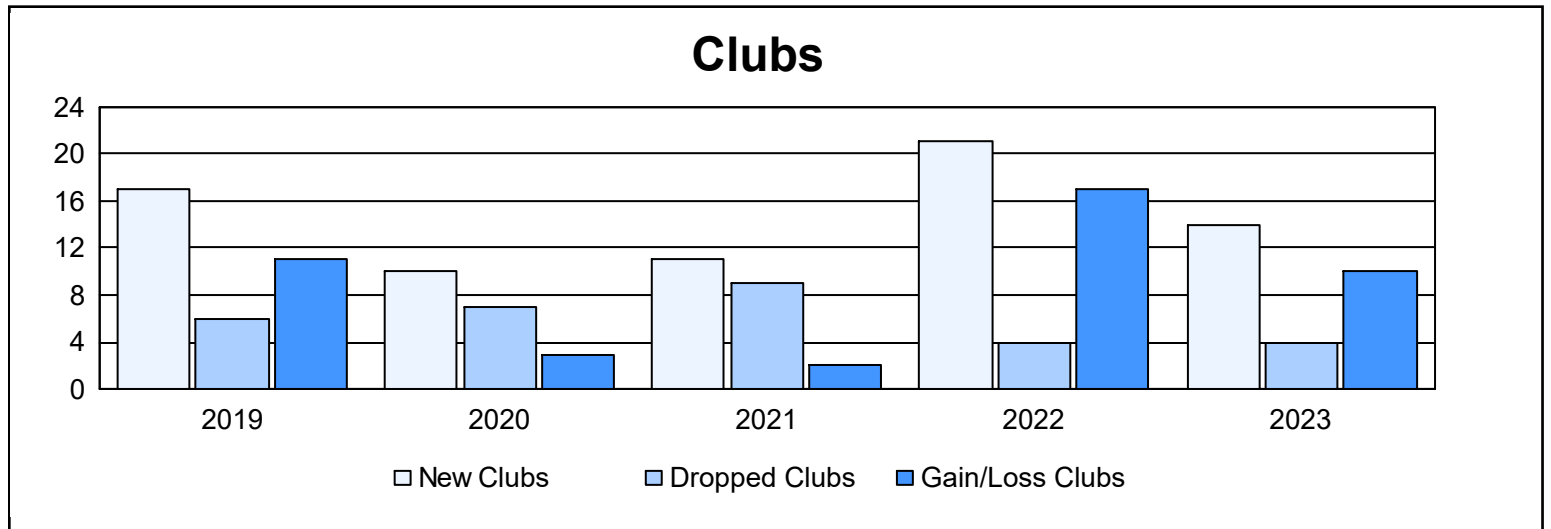
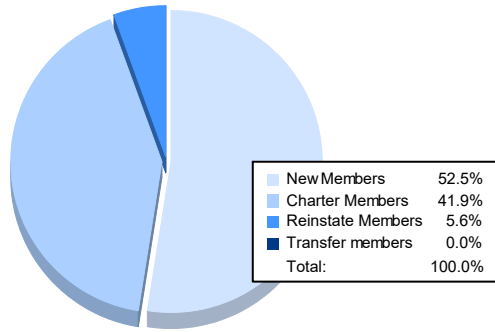


| Year           | New Clubs | Dropped Clubs | Gain/ Loss Clubs | New Members | Charter Members | Reinstate Members | Transfer Members | Total Member Added | Total Members Dropped | Gain/ Loss Members |
|----------------|-----------|---------------|------------------|-------------|-----------------|-------------------|------------------|--------------------|-----------------------|--------------------|
| 2018-2019      | 17        | 6             | 11               | 301         | 528             | 28                | 4                | 861                | 499                   | 362                |
| 2019-2020      | 10        | 7             | 3                | 194         | 270             | 29                | 7                | 500                | 599                   | -99                |
| 2020-2021      | 11        | 9             | 2                | 363         | 318             | 9                 | 4                | 694                | 555                   | 139                |
| 2021-2022      | 21        | 4             | 17               | 449         | 551             | 5                 | 6                | 1,011              | 404                   | 607                |
| 2022-2023      | 14        | 4             | 10               | 502         | 401             | 54                | 0                | 957                | 541                   | 416                |
| <b>Average</b> | <b>15</b> | <b>6</b>      | <b>9</b>         | <b>362</b>  | <b>414</b>      | <b>25</b>         | <b>4</b>         | <b>805</b>         | <b>520</b>            | <b>285</b>         |



### Membership Composition June 2023 Cumulative



### Gender Composition June 2023 Cumulative

